



Market Intelligence

February 2020



Tel: +44 (0) 1225 867722
www.energymanagementltd.com
enquiries@energymanagementltd.com

**GAS
REVIEW**



Gas News

Staying grounded

The impact of Coronavirus on the global economy has seen a reduction in travel and bearishness across all the energy markets.

German bank, Berenberg, has forecast that the virus will drag Europe's economy into a recession, and stock market slumps in recent weeks suggest their gloomy forecast may well be right.

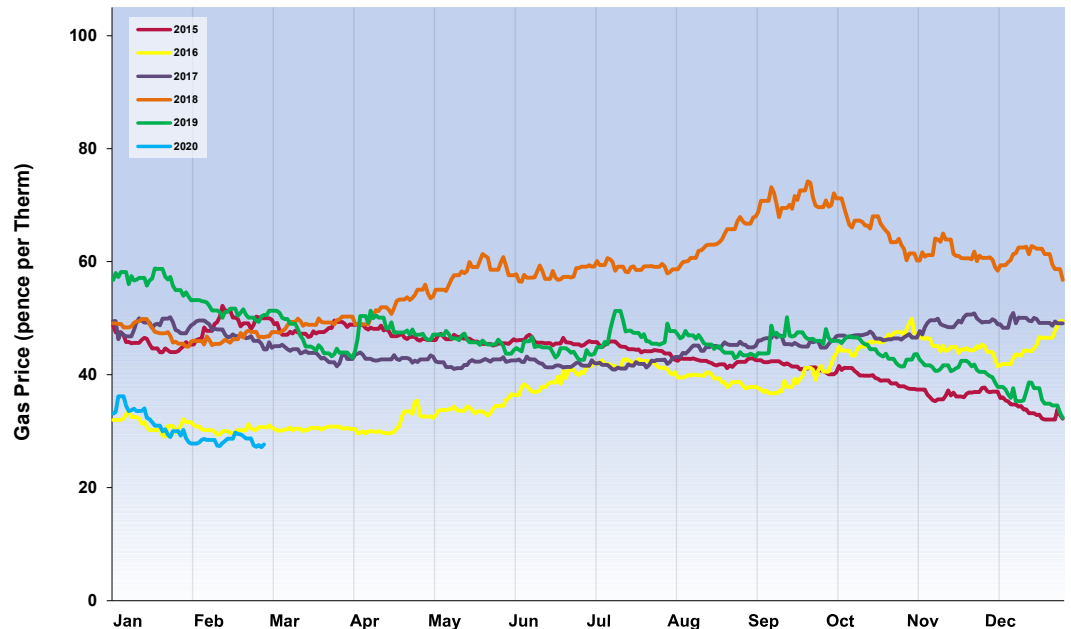
The second half of February was a mixed one on the UK gas market, with unscheduled outages in the North Sea and buyers emerging to take advantage of historically low prices.

Meanwhile, European gas storage sites



are currently sitting at 72% fullness, compared to 52% at this time last year. At the same time, UK LNG storage sites are currently showing between 55% and 65% fullness amid further LNG deliveries. This accounts for 20-30% of the UK's supply.

Historic NBP Gas Graph



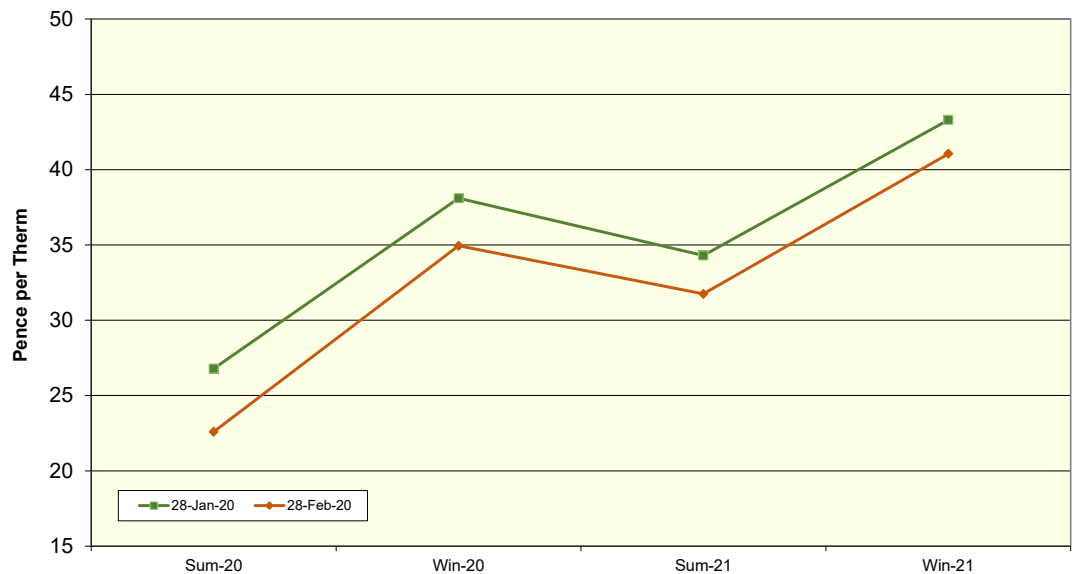
**GAS
REVIEW**



NBP Gas Prices

	Trading date		
	28-Jan-20	28-Feb-20	Increase
Sum-20	26.80	22.60	-4.20
Win-20	38.10	34.95	-3.15
Sum-21	34.30	31.75	-2.55
Win-21	43.30	41.05	-2.25

Forward NBP Gas Curve



**ELECTRICITY
REVIEW**



Electricity News

Going viral

Global economic jitters and the Coronavirus outbreak were the price drivers in early February; however, little impact was felt on global energy demand.

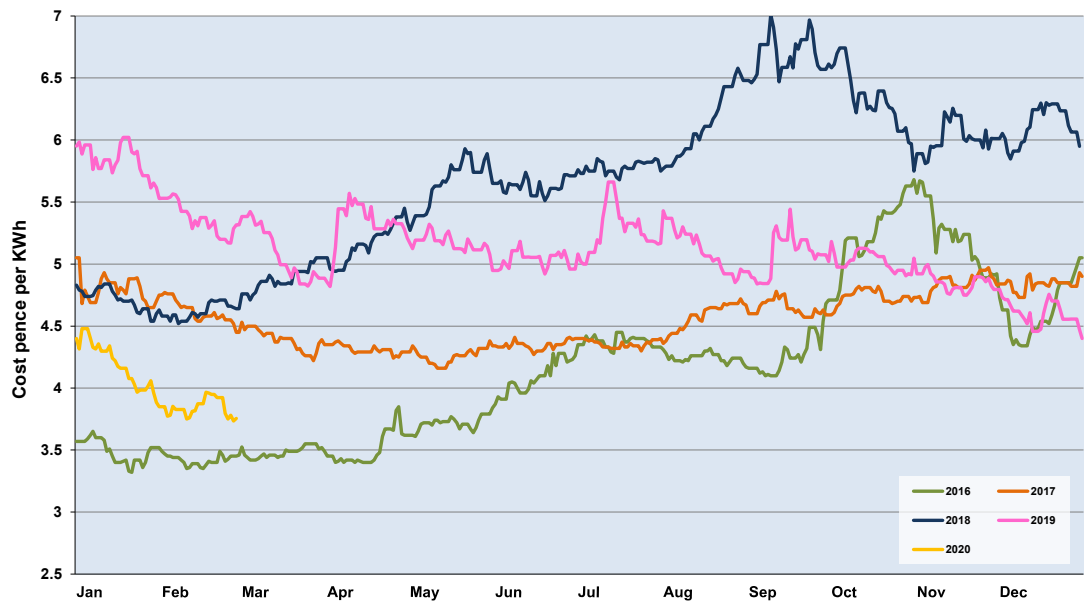
In mid-February, extreme winds brought about by storms Ciara and Dennis pushed wind power generation to record-breaking highs, with wind supplying 56% of UK Electricity at one stage on February 8th.

The thriving renewables market was, however, offset by major disruptions in

the supply of solar panels from China, the country worst affected by Coronavirus. Production of the panels has ground to a halt and as China supplies 95% of the global market, this has had an obvious knock-on effect.

In other news, CO2 emissions from European power stations saw their biggest drop since 1990 last year (12%), due to lower coal-fired power output.

Undelivered Wholesale Electricity Rates



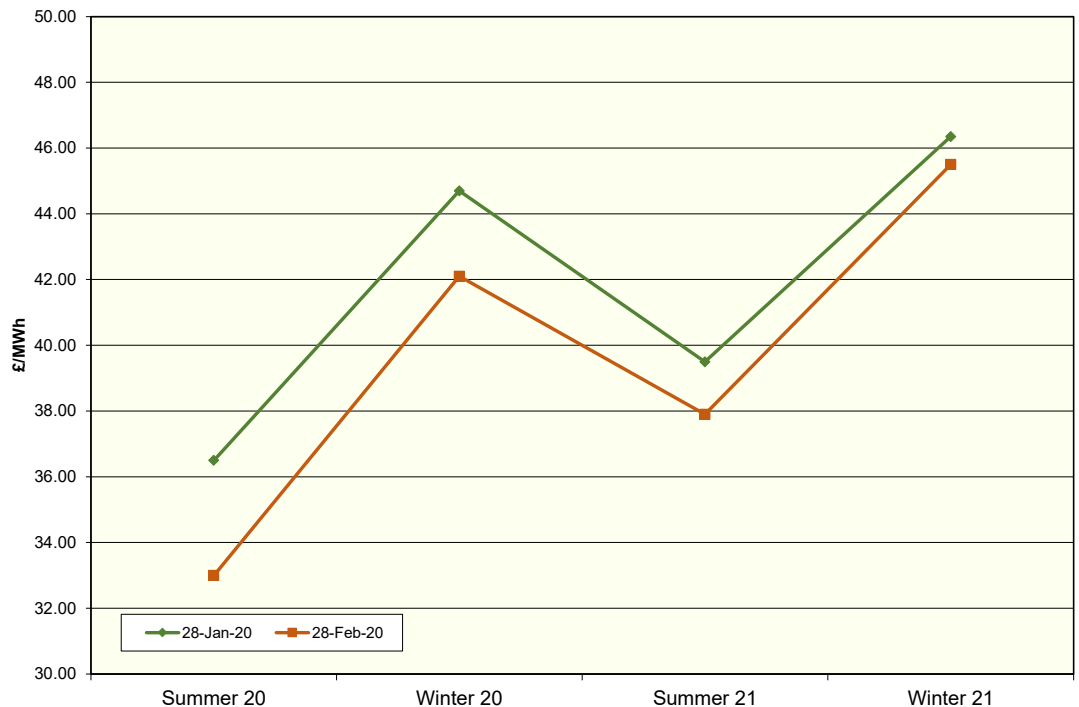
**ELECTRICITY
REVIEW**



OTC Power Price Assessments £/MWh

	Trading date		Increase
	28-Jan-20	28-Feb-20	
Summer 20	36.50	33.00	-3.50
Winter 20	44.70	42.10	-2.60
Summer 21	39.50	37.90	-1.60
Winter 21	46.35	45.50	-0.85

OTC Electricity Forward Price Curve



OIL REVIEW



No barrel of laughs

With Saudi Arabia undercutting everyone on oil prices, it's a race to the bottom for oil-producing countries looking to sell their crude oil into the market. On so-called 'Black Monday', prices were slashed by roughly a quarter to \$35.57/bl, the largest daily price movement in 30 years. Oil is now at its lowest price since 2016,

OPEC+ countries are considering increasing oil production cutbacks – by another half a million barrels per day – in order to counteract the effect of Coronavirus on oil prices.

China would ordinarily use 14 million barrels a day, but they are now using

significantly less due to areas of the country going into lockdown. As China is the world's second largest economy, any negative economic impact felt in China is also likely to be felt around the world.

Closer to home, a Facebook live stream, viewed by over 45,000 people, showed four protestors being arrested for spraying fake oil over the entrance to the Barclaycard headquarters in Northampton. Protests were against Barclaycard's investment into the fossil fuel industry. The fake oil was made from organic materials and water and was "biodegradable".

SALES

Be a Carbon zero hero

Carbon Zero is currently the talk of the town and at the forefront of many organisations' thinking. With the Carbon Zero 2030 target looming and plenty needing to be done before then, it begs the question: What is your organisation doing? Have you got a plan in place?

In order to help, we have just launched two new frameworks, The Choice Energy Framework (CEF) and The Green Energy Framework (GEF) – unique six-pronged frameworks to help reduce Public and Private sector energy expenditure. The aim of the CEF and GEF is to allow Public and Private sector organisations with increasingly tight budgets to reduce their energy spend whilst improving their carbon footprint.

For more information on The Choice Energy Framework or The Green Energy Framework, please get in touch with a member of the team on 01225-867722 or email sales@energymanagementltd.com.

